

# ORGANIZATION CHART & HR PLANNING SYSTEM

**Auto Generation of Smart Looking Organization Chart**

**Compact Charts and Fast Updating**

**Advanced Editing Capabilities**

**Flexible Changing Chart and Box Styles**

**Easily Finding Departmental and Employee Information**

**Assists in Man Power and Succession Planning**

**Keep Pace with your Changing Organization**

*Think Software  
Think Auspac*



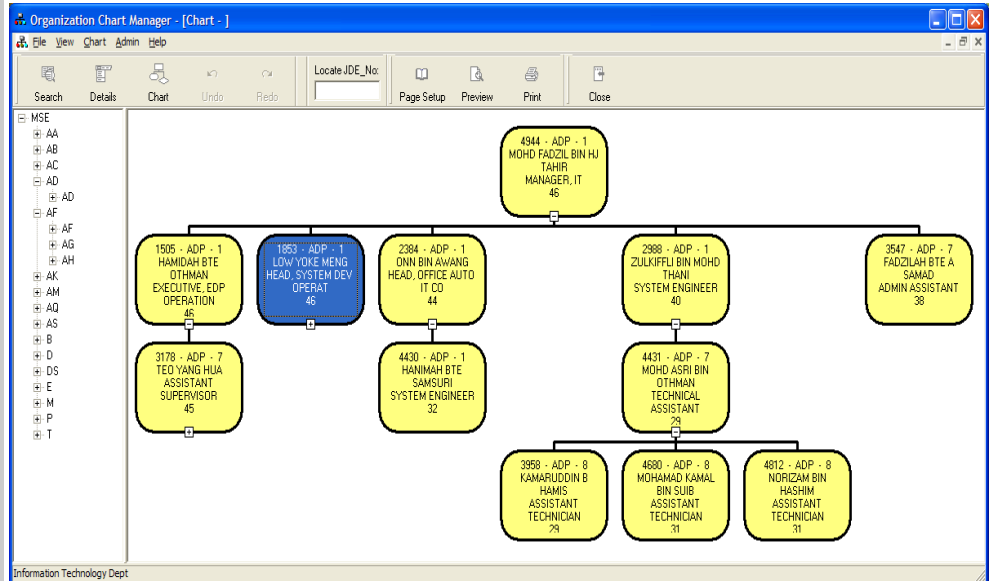
No. 90, Susur 6  
Jalan Tun Abdul Razak  
Johor Bahru 80200  
Johor, Malaysia

Phone: 607-2356701/02

Fax: 607-2356703

Web site: [www.auspac.com.my](http://www.auspac.com.my)

E-mail: [info@auspac.com.my](mailto:info@auspac.com.my)

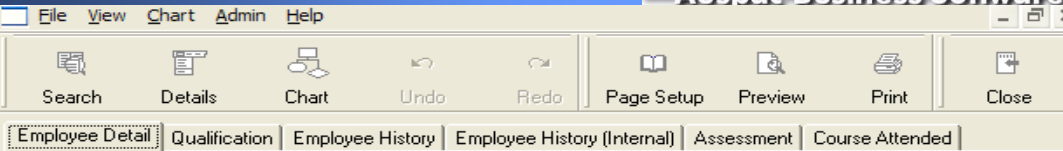


## Smart Organization Chart with HR Planning

The system is designed specifically for department heads, human resources and admin executives or even the entire organization that wants a current, consistent organization structure view of the company. This system allows the users to search and scroll through employee lists and creates charts based on target individuals. The users will be able to have access to a graphical output of the company's organization structure at the specified level of the organization's hierarchy.

The system enables you to graphically represent the inter-relationships among people, operations, functions, or activities in an organization. It is easy to plan your organization hierarchy to keep pace with your changing organization. You can cut and paste or drag boxes anywhere in your chart. In addition, you can easily rearrange the information in each box. Since the system is linking to your HR databases, organization chart is automatically updated. No more manual re-drawing is necessary. Some other features are:

- Automatically create an organization hierarchy by dragging employee box on top of other employee box
- Create multi-paged chart, placing departments on separate pages and synchronizing data between the chart pages.
- Experiment with different layouts without manually moving shapes.
- Change the appearance of your chart by changing the style of the position shapes.
- No artistic skill is required. Auspac organization chart automatically aligns and arranges everything to look great.



## System Features

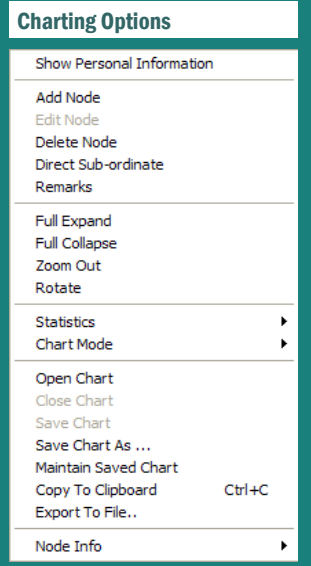
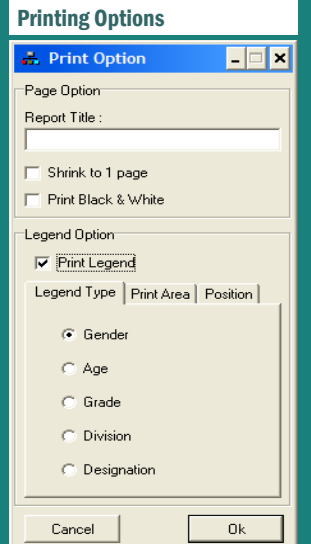
This system is the optimal way to chart and manage the structure of your company. It helps users very quickly create professional-looking organization charts. It provides the following benefits:

- Auto retrieve organization information from your payroll or HR database
- Organization structure is available to all
- Flexible chart settings (various shapes, colours & sizes) and printing options (various paper sizes)
- Dotted line reporting capability
- Searchable on-line corporate directory
- Search and scroll through employee lists and creates charts based on target individuals
- Department Head performs man power planning using fast, dynamic chart navigation
- Detail view of company statistics, department and employee information
- Export, Copy and Paste on screen information to Microsoft Office applications

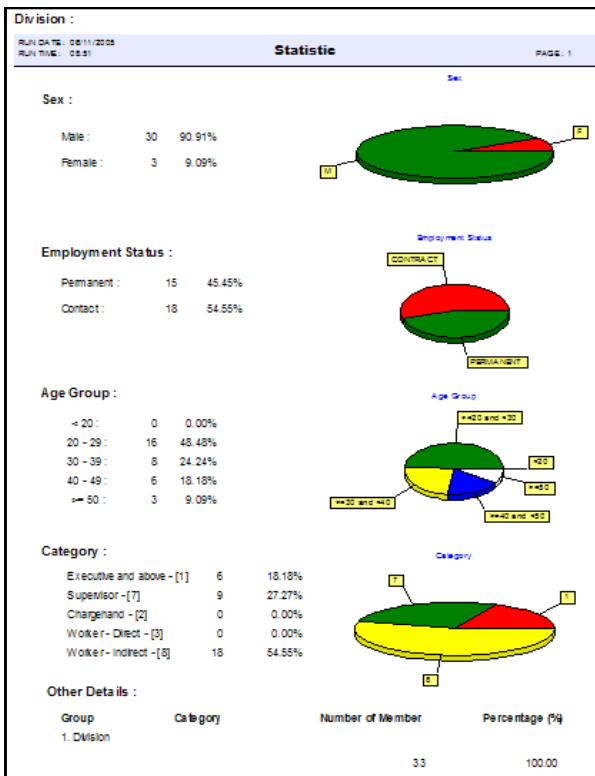
## System Purposes

The Organization Chart and Planning System is dynamic, as it will display selected information (I.e. name, designation, age, job, grade, etc) of employees based on real-time information or at a specified cut-off date. The end-users are expected to utilize the information on the chart for the following purposes:

- Manpower Planning
- Succession Planning
- Displaying relevant corporate information for management reporting and business presentation



## HR Statistics and Information



## Solutions with a Vision

